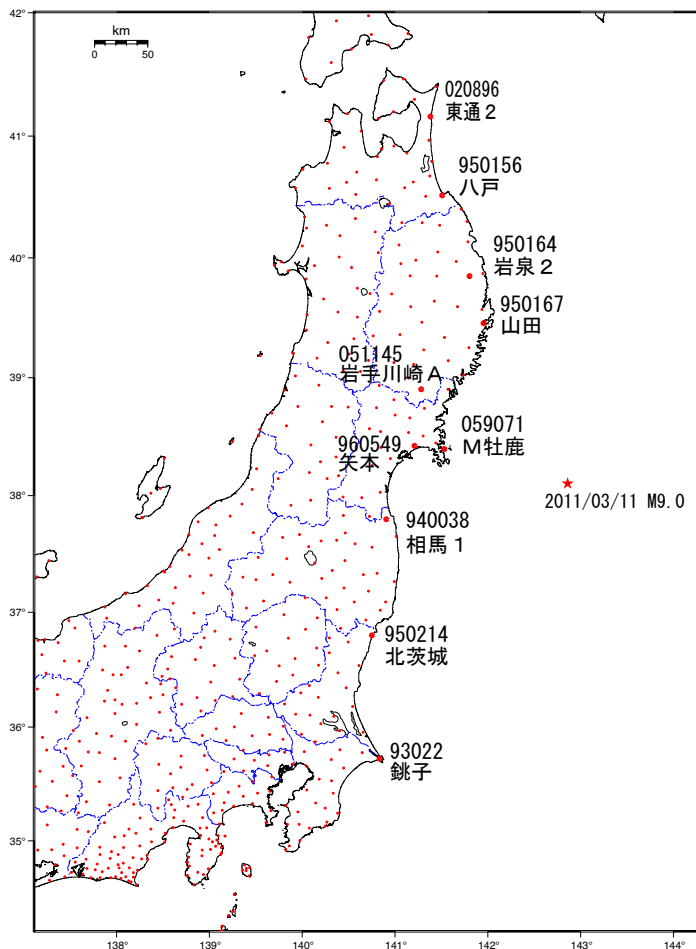


東北地方太平洋沖地震(M9.0)後の地殻変動 (時系列) (1)

配点図



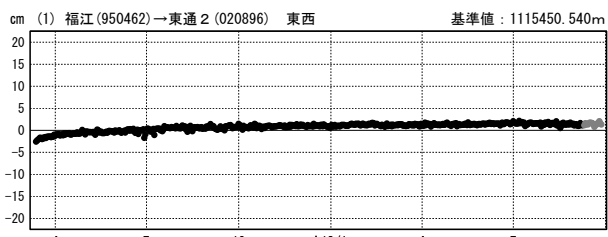
観測局情報

点番号	点名	日付	保守内容
950156	八戸	2012/9/25	アンテナ更新*
950164	岩泉2	2012/2/9	アンテナ更新
950167	山田	2012/2/4	アンテナ更新
051145	岩手川崎A	2012/1/25	アンテナ更新
960549	矢本	2011/12/16	アンテナ更新
940038	相馬1	2012/1/12	アンテナ更新
950214	北茨城	2012/1/10	アンテナ更新
93022	銚子	2012/2/21	アンテナ更新

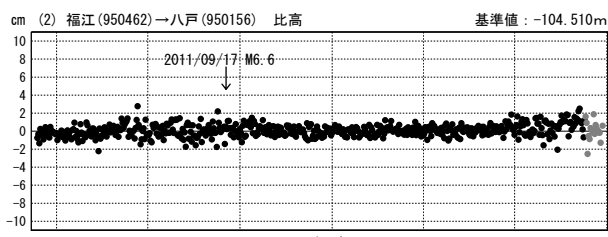
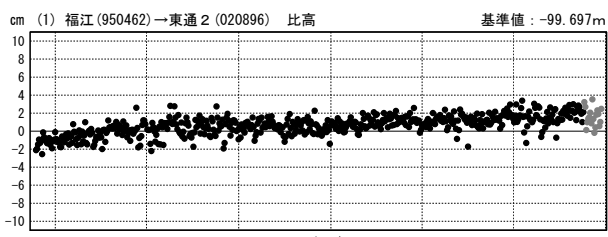
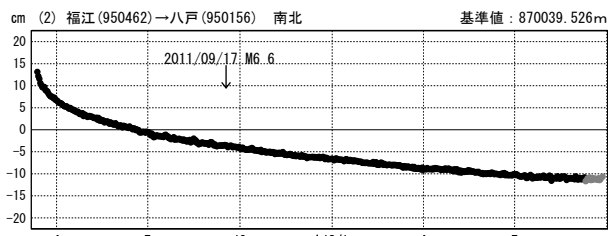
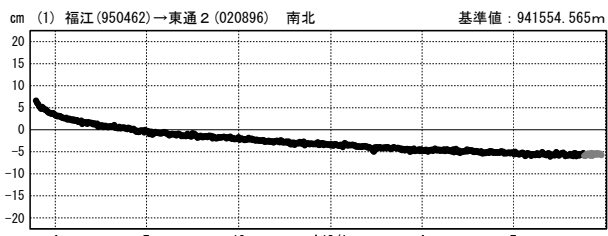
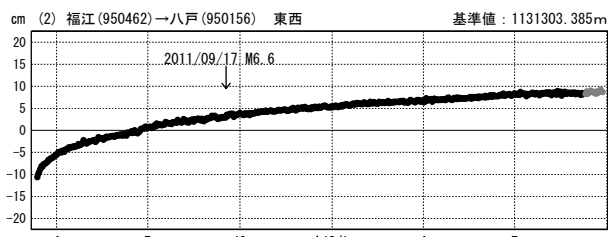
* アンテナ更新によるオフセットは今後F3解で補正する予定

成分変化グラフ

期間: 2011/03/12~2012/09/26 JST



期間: 2011/03/12~2012/09/26 JST

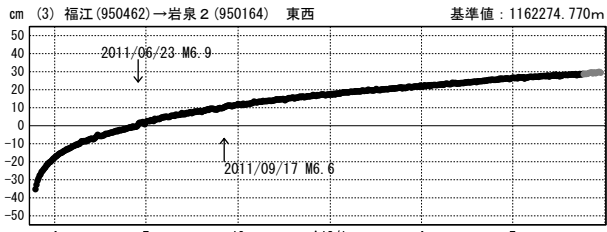


●---[F3:最終解] ●---[R3:速報解]

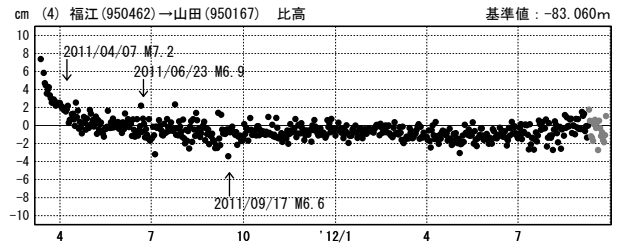
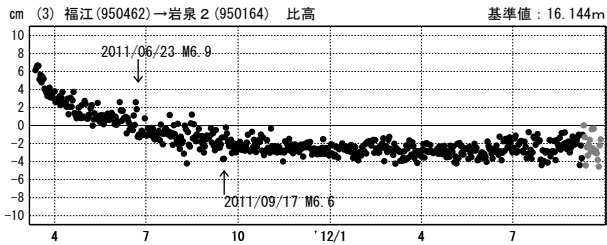
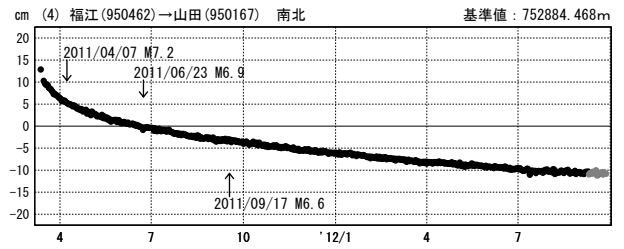
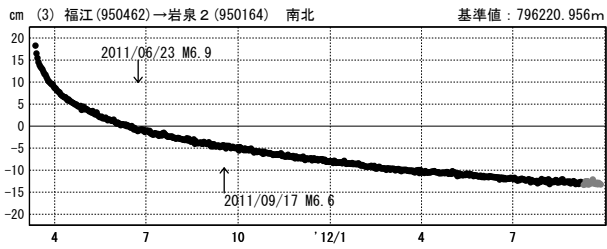
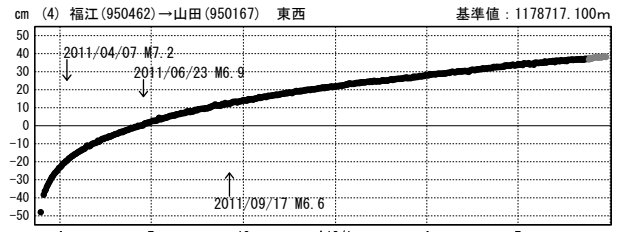
東北地方太平洋沖地震 (M9.0) 後の地殻変動 (時系列) (2)

成分変化グラフ

期間: 2011/03/12~2012/09/26 JST



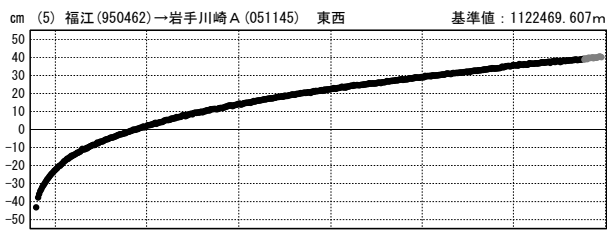
期間: 2011/03/12~2012/09/26 JST



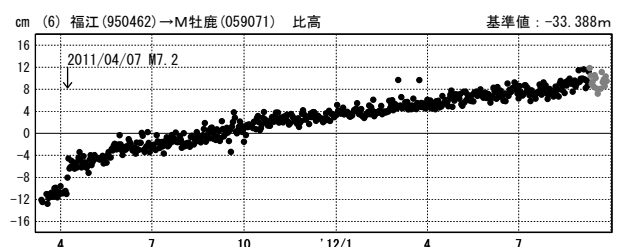
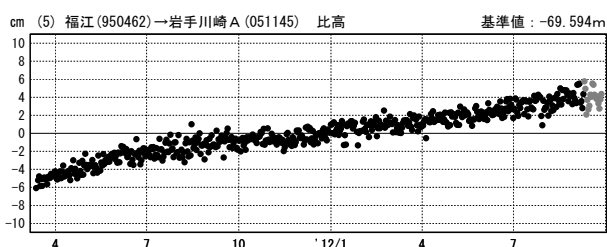
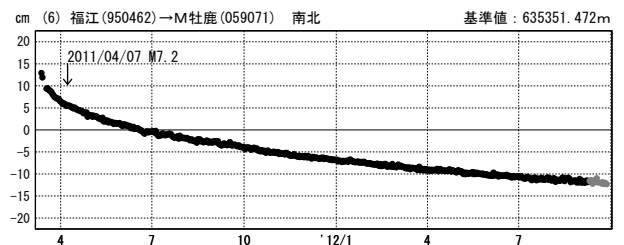
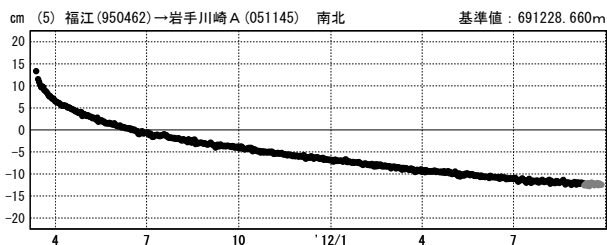
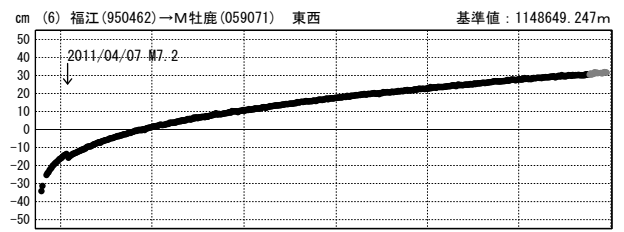
●---[F3:最終解] ●---[R3:速報解]

成分変化グラフ

期間: 2011/03/12~2012/09/26 JST



期間: 2011/03/12~2012/09/26 JST

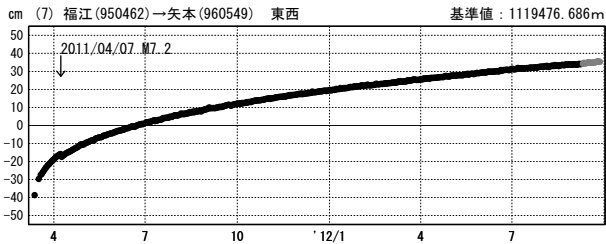


●---[F3:最終解] ●---[R3:速報解]

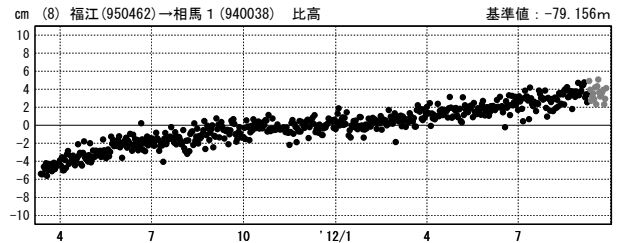
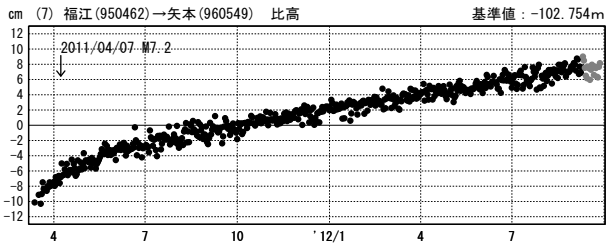
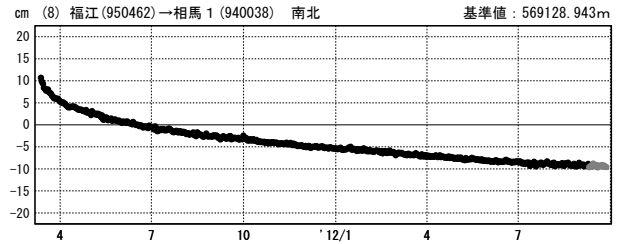
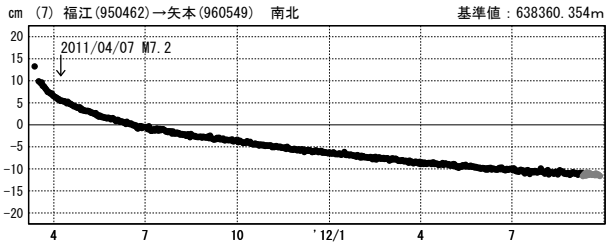
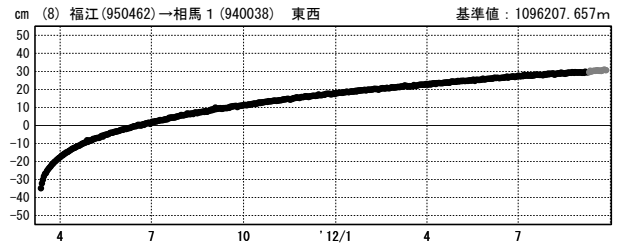
東北地方太平洋沖地震 (M9.0) 後の地殻変動 (時系列) (3)

成分変化グラフ

期間: 2011/03/12~2012/09/26 JST



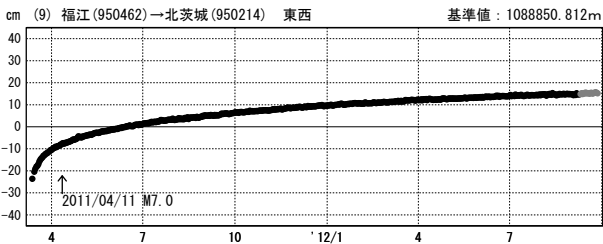
期間: 2011/03/12~2012/09/26 JST



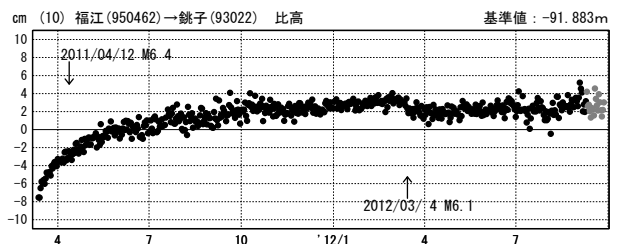
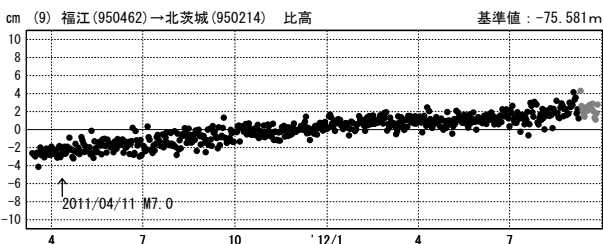
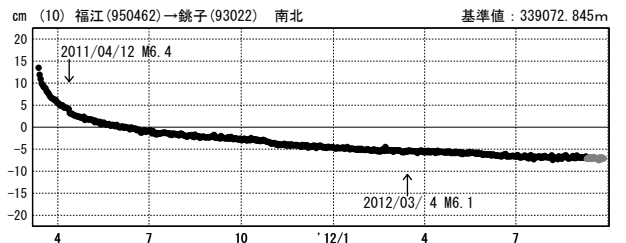
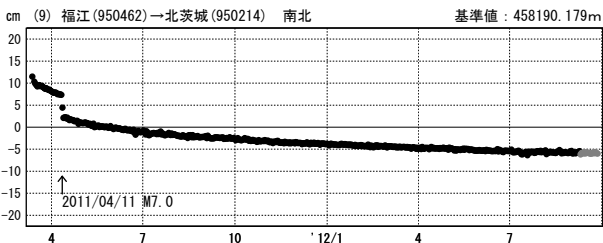
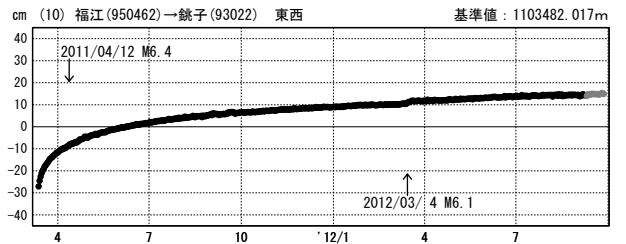
●---[F3:最終解] ●---[R3:速報解]

成分変化グラフ

期間: 2011/03/12~2012/09/26 JST



期間: 2011/03/12~2012/09/26 JST



●---[F3:最終解] ●---[R3:速報解]